

NANDINI TEXCOM (INDIA) LIMITED

118-119 JEEVANDEEP COMPLEX, OPP J.K. TOWER, RING ROAD, SURAT

Audited Financial Statement

For A.Y. 2015-2016

(F.Y. 2014-2015)



Prepared by:

R M R & Co.

(Formerly known as M R & Co.)

Chartered Accountants,

B-203, Shree Hari Park,

Near Centre Point Building,

Sagrampura, Surat- 395002

Tel: 0261-6547538, 3222585

BOARD OF DIRECTORS' REPORT

To
The Members,
Nandini Texcom (India) Limited

Your directors present Annual report on the business and operations of the company to gather with Audited Statement of Accounts of the company for the year ending 31st March 2015.

The particulars pursuant to sub section 3 of section 134 of the companies act, 2013 are given below.

a) The extract of annual return as provided under sub-section (3) of section 92 of the Companies Act, 2013:

The extract of Annual return is in format MGT-9 for the financial year ended 31/03/2015 is enclosed with this report.

b) Number of meetings of the Board:

During the year 2014-15, 4 meetings of Board of Directors were held

c) Directors' Responsibility Statements:

The directors' state that

- i) In the preparation of annual accounts for the financial year ended 31st march 2015, the applicable accounting standards had been followed along with proper explanation relating to material departures;
- ii) The directors had selected such accounting policies and applied them consistently and made judgments and estimates that are reasonable and prudent so as to give a true and fair view of the state of affairs of the company as at 31st march and of the profit / loss of the company for that period;
- iii) The directors had taken proper and sufficient care for the maintenance of adequate accounting records in accordance with the provisions of the companies act 2013 for safeguarding the assets of the company and for preventing and detecting fraud and other irregularities;
- iv) The director had prepared the annual accounts on a going concern basis;
- v) The director had laid down internal financial controls to be followed by the company and that such internal financial controls are adequate and were operating effectively.
- vi) The director had devised proper systems to ensure compliance with the provisions of all applicable laws and that such systems were adequate and operating effectively.

d) A Statement on Declaration given by Independent Directors under sub-section (6) of section 149.

The relevant section is applicable to (1) Listed Company (2) Public Limited Company (i) having paid up share capital of Rs.10 crores or more or (ii) turnover of Rs.100 crores or more or (iii) average outstanding loans, debenture, deposits exceeding Rs.50 crores.

Since the Company do not fall under any of the above criteria no details are required to be included in board report in pursuance of section 134(d) of The Companies Act, 2013

e) If Company covered under sub-section (1) of section 178, company's policy on directors' appointment and remuneration including criteria for determining qualifications, positive attributes, independence of director and other matter provided under sub-section (3) of section 178.

Section 178(1) is applicable to (1) Listed Company (2) Public Limited Company (i) having paid up share capital of Rs.10 crores or more or (ii) turnover of Rs.100 crores or more or (iii) average outstanding loans, debenture, deposits exceeding Rs.50 crores.

Since the Company do not fall under any of the above criteria no details are required to be included in board report in pursuance of section 134(e) of The Companies Act, 2013.

f) Explanations or comments by the board on every qualification, reservation or adverse remark or disclaimer made by the auditor in his report / by the company secretary in practice in his secretarial audit report.

The Auditors have not made any material qualification, reservation or adverse remark or disclaimer in their report hence no explanation or comments are required to be made by directors.

The company is not a listed company or public limited company having (i) paid up share capital of Rs.50 crores or more or (ii) turnover of Rs. 250 crores or more hence is not required to obtain secretarial audit report and the question of explanation of comments thereon do not arise

g) Particulars of loans, guarantees or investments under section 186 of Companies act, 2013

Company has not during the year under review (a) given any loan to any person or other body corporate (b) Given any guarantee or provide security in connection with a loan to any other body corporate or person; and (c) Acquired by way of subscription, purchase or otherwise, the securities of any other body corporate, Exceeding sixty per cent of its paid-up share capital, free reserves

and securities premium account or one hundred per cent of its free reserves and securities premium account, whichever is more and hence the particulars are not required to be included in this report.

h) Particulars of contracts or arrangements with related parties referred to in sub-section (1) of section 188 in the prescribed form(Form AOC-2)

The company has entered into transactions referred to in section 188(1) of The Companies Act, 2013 with related party and as such particulars in form AOC-2 are attached to this report.

i) The state of Company's affairs

There is no Material change in the state of affairs of the company particularly nature of business being carried out. The income has been decreased from Rs.74,01,34,629 in the year 2013-14 to Rs.68,64,97,322 in the year 2014-15. There has been profit of Rs.16,59,837 in the year 2013-14 and of Rs.15,14,686 in the year 2014-15.

The Company has not issued any share capital or Debentures during the year. There is no change in the status of the company or the accounting year.

j) The amount, if any, which it proposes to carry to any reserves

The Directors do not propose to carry any amount to reserves.

k) The amount, if any, which it recommends should be paid by way of dividend

The Directors do not recommend any amount to be paid by way of dividend.

l) Material Changes and commitments, if any, Affecting the Financial Position of the Company which have occurred between the Ends of the financial year of the company to which the financial statements relate and the date of the report.

There are no material changes and/or commitments affecting financial position of the Company occurred after end of financial year till date of this report.

m) The Conservation of Energy, Technology Absorption, Foreign Exchange Earnings and Outgo in such manner as may be prescribed.

Statement as per rule 8 of the companies (Accounts) Rules, 2014 with respect to above is given below.

(A) CONSERVATION OF ENERGY-

- i) The steps taken or impact on conservation of energy: NIL
- ii) The steps taken by the company for utilizing alternate sources of energy: NIL
- iii) The capital investment on energy conservation equipments: NIL

(B) TECHNOLOGY ABSORPTION-

- i) The efforts made towards technology absorption: Not Applicable
- ii) The benefits derived like product improvement, cost reduction, product development or import substitution: Not Applicable
- iii) In case of imported technology (imported during the last three years reckoned from the beginning of the financial year)-
 - a. The details of technology imported;: Not Applicable
 - b. The year of import: Not Applicable
 - c. Whether the technology been fully absorbed: Not Applicable
 - d. If not fully absorbed, areas where absorption has not taken place, and the reasons thereof: Not Applicable and
- iv) The expenditure incurred on Research and Development: NIL

(C) FOREIGN EXCHANGE EARNINGS AND OUTGO-

Foreign Exchange earned (actual inflows during the year): Nil
Foreign Exchange outgo (actual outflows): Nil

- n) A statement including development and implementation of a Risk Management Policy for the company including identification therein of elements of risk, if any, which in the opinion of the board may threaten the existence of the company**

The Directors do not foresee any risk that may threaten the existence of the company in normal course. The Directors propose to develop and implement specific Risk Management Policy on identification of any risk.

- o) the details about the policy developed and implemented by the company on corporate social responsibility initiatives taken during the year;**

The Company is not having (i) net worth of rupees five hundred crore or more or (ii) turnover of rupees one thousand crore or more or (iii) net profit of rupees five crore or more, during any financial year as required under Section 135(1) of The Companies Act, 2013 hence the Company is not required to undertake Corporate Social Responsible Initiative.

- p) In case of a listed company and every other public company having such paid-up share capital as may be prescribed, a statement indicating the manner in which formal annual evaluation has been made by the Board of its own performance and that of its committees and individual directors;**

The Company is not listed with any stock exchange nor is having paid up share capital of twenty five crore rupees or more calculated at the end of the preceding financial year hence the Disclosure pursuant to rule 8(4) and additional

information under rule 8(5) of The Companies (Accounts) Rules, 2014 are not applicable.

q) Such other matters as may be prescribed.

(Pursuant to rule 8(5) of The Companies (Accounts) Rules, 2014)

i) The Financial summary or highlights

The summary of financial Results (standalone) for the year under review is as under

Particulars	As on 31/03/2015	As on 31/03/2014
Turnover and other income	686497322	740134629
Gross profit/Loss (-) before Financial Charges & depreciation.	9338036	8317864
Interest and Financial Charges	6658506	5586024
Profit/Loss(-) before depreciation	2679530	2731840
Depreciation	472201	322388
Profit /Loss(-) After Tax for the year	1514686	1659837

ii) The Change in the nature of business, if any:

There is no Material change in nature of business of the company.

iii) The Details of Directors or key managerial personnel who were appointed or have resigned during the year:

During the year there is no change in director and key managerial personnel.

iv) The names of companies which have become or ceased to be its Subsidiaries, joint ventures or associate companies during the year;

No company has become or ceases to be subsidiary, joint venture or associate company.

v) The details relating to deposits, covered under Chapter V of the Act,-

(a) Accepted during the year: NIL

(b) Remained unpaid or unclaimed as at the end of the year: NIL

(c) Whether there has been any default in repayment of deposits or payment of interest thereon during the year and if so, number of such cases and the total amount involved-

(i) At the beginning of the year: Not Applicable

(ii) Maximum during the year: Not Applicable

(iii) At the end of the year: Not Applicable

vi) The details of deposits which are not in compliance with the requirements of Chapter V of the Act: NIL

vii) The details of significant and material orders passed by the regulators or courts or tribunals impacting the going concern status and company's operations in future: NIL

viii) The details in respect of adequacy of internal financial controls with reference to the Financial Statements.

The company has in place adequate internal financial controls with reference to financial statements. Periodic audits are undertaken on continuous basis covering all major operation. During the year no Reportable Material weakness in the operation was observed.

The Board of Directors place on records the services of all stakeholders and associates who have co-operated in the working of the Company

Place: Surat By order of Board of Directors

Date: 08/08/2015


Chairman/Directors

Annexure:

Form No. AOC-2

Material Related Party Transactions

[Pursuant to clause (h) of sub-section (3) of section 134 of the Act and Rule 8(2) of the Companies (Accounts) Rules, 2014]

Form for disclosure of particulars of contracts/arrangements entered into by the company with related parties referred to in the sub-section (1) of section 188 of the Companies Act, 2013 including certain arms length transactions under third proviso thereto.

- I. Details of contract or arrangements or transactions not at arm's length basis:
There were no contracts or arrangements or transactions entered into during the year ended 31st March, 2015 which were not at arm's length basis
- II. Details of material contracts or arrangements or transactions at arm's length basis:
The details of material contracts or arrangements or transactions at arm's length basis for the year ended 31st March, 2015 are as follows.

Sr. No.	Name of the Related Party and Relationship	Nature of Transaction	Amount Rs.	Duration	Salient Terms
01	Ashok Tekriwal-Director	Director's Remuneration	24,00,000/-	Ongoing	On arm's length basis in ordinary course of business
		Loan Taken	42,40,000/-		
		Loan Repaid	1,20,00,000/-		
02	Poonam Tekriwal	Director's Remuneration	13,20,000/-		
		Loan Taken	7,00,000/-		
03	Bittu Synthetics Pvt Ltd	Loan Taken	2,10,77,883/-		
			2,10,77,883/-		

Appropriate approvals have been taken for related party transactions.
No advances have been paid or received against the transactions mentioned above.

Place: Surat

By order of Board of Directors

Date: 08.08.2015

Ashok Tekriwal
Chairman/Directors

Form No. MGT-9
EXTRACT OF ANNUAL RETURN
As on the financial year ended on 31.03.2015
[Pursuant to section 92(3) of the Companies Act, 2013 and rule 12(1) of the Companies
(Management and Administration) Rules, 2014]

I. REGISTRATION AND OTHER DETAILS:					
i.	CIN	U65910GJ1994PLC021165			
ii.	Registration Date	31/01/1994			
iii.	Name of the Company	NANDINI TEXCOM (INDIA) LIMITED			
iv.	Category / Sub-Category of the Company	Company Limited By Shares / Indian Non Government Company			
v.	Address of the Registered office and contact details	118-119 JEEVANDEEP COMPLEX, OPP J K TOWERS RING ROAD,surat-395002			
vi.	Whether listed company	Unlisted Company			
vii.	Name, Address and Contact details of Registrar and Transfer Agent, if any	N.A.			
II. PRINCIPAL BUSINESS ACTIVITIES OF THE COMPANY					
All the business activities contributing 10 % or more of the total turnover of the company shall be stated:-					
Sr No	Name and Description of main products / services	NIC Code of the Product/ service	% to total turnover of the company		
01	Yarn	9988	100%		
III. PARTICULARS OF HOLDING, SUBSIDIARY AND ASSOCIATE COMPANIES -					
Sr. No.	Name and Address of the Company	CIN/GLN	Holding/ Subsidiary/ Associate	% Of Shares Held	Applicable Section
N.A.					
IV. SHARE HOLDING PATTERN (Equity Share Capital Breakup as percentage of Total Equity)					
i) Category-wise Share Holding (The columns for demat and total have been omitted since company has not availed facility for demat of shares)					
Category of Shareholders	No. of Shares held at the beginning of the year		No. of Shares held at the end of the year		% Change During the year
	Total equity share	% of Total Shares	Total equity share	% of Total Shares	
A. Promoters					

(1) Indian						
a)	Individual/ HUF	5000100	100.00	5000100	100.00	0.00
b)	Central Govt.	-	-	-	-	-
c)	State Govt.(s)	-	-	-	-	-
d)	Bodies Corp.	-	-	-	-	-
e)	Banks / FI	-	-	-	-	-
f)	Any other	-	-	-	-	-
Sub- Total (A) (1):-		5000100	100.00	5000100	100.00	0.00
(2) Foreign						
a)	NRIs- Individual	-	-	-	-	-
b)	Other- Individuals	-	-	-	-	-
c)	Bodies Corp.	-	-	-	-	-
d)	Banks/FI	-	-	-	-	-
e)	Any Other	-	-	-	-	-
Sub-Total (A) (2):-		-	-	-	-	-
Total Shareholding of Promoters (A)= (A)(1)+(A)(2)		5000100	100.00	5000100	100.00	0.00
B. Public Shareholding						
(1) Institutions						
a)	Mutual Funds	-	-	-	-	-
b)	Banks / FI	-	-	-	-	-
c)	Central Govt	-	-	-	-	-
d)	State Govt(s)	-	-	-	-	-
e)	Venture Capital Funds	-	-	-	-	-
f)	Insurance Companies	-	-	-	-	-
g)	FIs	-	-	-	-	-
h)	Foreign Venture Capital Funds	-	-	-	-	-
i)	Others (specify)	-	-	-	-	-
Sub-Total (B)(1):-		-	-	-	-	-
(2) Non-Institutions						
a)	Bodies Corp	-	-	-	-	-
i.	Indian	-	-	-	-	-
ii.	Overseas	-	-	-	-	-
b)	Individuals	-	-	-	-	-
i.	Individual shareholders holding nominal share	-	-	-	-	-

	capital upto Rs. 1 lakh					
ii.	Individual shareholders holding nominal share capital in excess of Rs 1 lakh	-	-	-	-	-
c)	Others (specify)	-	-	-	-	-
Sub-Total (B) (2):-		-	-	-	-	-
Total Public Shareholding (B)= (B)(1)+ (B)(2)		-	-	-	-	-
C.	Shares Held By Custodian For GDRs & ADRs	-	-	-	-	-
Grand Total (A+B+C)		5000100	100.00	5000100	100.00	5000100

ii) Shareholding of Promoter-

Sr. No.	Shareholder's Name	Shareholding at the beginning of the year			Shareholding at the end of the year			% change in share holding during the year
		No. of Shares	% of total Shares of the company	% of Shares Pledged / encumbered to total shares	No. of Shares	% of total Shares of the company	% of Shares Pledged / encumbered to total shares	
1	Rameshkumar Govindprasad Sonthalia			-			-	0.00
2	Durgaprasad Sharma			-			-	0.00
3	Birendra Agrawal			-			-	0.00
4	Poonamdevi Ashokkumar Tekriwal			-			-	0.00
5	Ashokkumar Tekriwal			-			-	0.00
TOTAL				-			100.00	0.00

iii) Change in Promoters' Shareholding (please specify, if there is no change)

Sr. No.	Name of Promoter	Shareholding at the beginning of the year		Cumulative Shareholding during the year	
		No. of shares	% of total shares of the company	No. of shares	% of total shares of the company
	At the beginning of the year	There is No Change in Promoter Shareholding During the Year.			

	Date wise Increase /Decrease in Share holding during the year	NIL	NIL	NIL	NIL
	At the End of the year	NIL	NIL	NIL	NIL

iv) Shareholding Pattern of top ten Shareholders (other than Directors, Promoters and Holders of GDRs and ADRs):

Sr. No	For Each of the Top 10 Shareholders	Shareholding at the beginning of the year		Cumulative Shareholding during the year	
		No. of shares	% of total shares of the company	No. of shares	% of total shares of the company
	At the beginning of the year	There is No Top 10 Shareholders other than Directors, Promoters and Holders of GDRs and ADRs			
	Date wise Increase /Decrease in Share holding during the year	NIL	NIL	NIL	NIL
	At the End of the year	NIL	NIL	NIL	NIL

V) Shareholding of Directors and Key Managerial Personnel:

Sr. No.	For Each of the Directors and KMP	Shareholding at the beginning of the year		Cumulative Shareholding during the year	
		No. of shares	% of total shares of the company	No. of shares	% of total shares of the company
01	Rameshkumar Govindprasad Sonthalia				
	At the beginning of the year				
	Date wise Increase /Decrease in Share holding during the year	NIL	NIL	NIL	NIL
	At the End of the year				
02	Durgaprasad Sharma				
	At the beginning of the year				
	Date wise Increase /Decrease in Share holding during the year	NIL	NIL	NIL	NIL
	At the End of the year				
03	Birendra Agrawal				
	At the beginning of the year				
	Date wise Increase /Decrease in Share holding during the year	NIL	NIL	NIL	NIL
	At the End of the year				
04	Poonamdevi Ashokkumar Tekriwal				
	At the beginning of the year				
	Date wise Increase /Decrease in Share holding during the year	NIL	NIL	NIL	NIL

	At the End of the year				
05	AshokkumarTekriwal				
	At the beginning of the year				
	Date wise Increase /Decrease in Share holding during the year	NIL	NIL	NIL	NIL
	At the End of the year				

V. INDEBTEDNESS

Indebtedness of the Company including interest outstanding/accrued but not due for payment

	Secured Loans excluding deposits	Unsecured Loans	Deposits	Total Indebtedness
Indebtedness at the beginning of the financial year				
i) Principal Amount	13540690	10709000	NIL	24249690
ii) Interest due but not paid	NIL	NIL	NIL	NIL
iii) Interest accrued but not due	NIL	NIL	NIL	NIL
Total (i + ii + iii)	13540690	10709000	NIL	24249690
Change in Indebtedness during the financial year				
* Addition	29461752	NIL	NIL	29461752
* Reduction	NIL	7060000	NIL	7060000L
Net Change	29461752	NIL	NIL	22401752
Indebtedness at the end of the financial year				
i) Principal Amount	43002442	3649000	NIL	46651442
ii) Interest due but not paid	NIL	NIL	NIL	NIL
iii) Interest accrued but not due	NIL	NIL	NIL	NIL
Total (i + ii + iii)	43002442	3649000	NIL	46651442

VI. REMUNERATION OF DIRECTORS AND KEY MANAGERIAL PERSONNEL

A. Remuneration to Managing Director, Whole-time Directors and/or Manager:

Sr. No	Particulars of Remuneration	Name of MD/WTD/ Manager		Total Amount
		Ashokkumar Tekriwal	PoonamdeviAshokkumar Tekriwal	
1.	Gross salary			
	(a) Salary as per provisions contained in section 17(1) of the Income-tax Act, 1961	2400000	1320000	3720000
	(b) Value of perquisites u/s 17(2) Income-tax Act, 1961	NIL		NIL

	(c) Profits in lieu of salary under section 17(3) Income- tax Act, 1961	NIL		NIL
2.	Stock Option	NIL		NIL
3.	Sweat Equity	NIL		NIL
4.	Commission - as % of profit - others, specify...	NIL		NIL
5.	Others, please specify	NIL		NIL
	Total (A)	2400000	1320000	3720000
	Ceiling as per the Act	N.A.		N.A.

B. Remuneration to other directors:

Sr. No	Particulars of Remuneration	Name of Directors			Total Amount
	3. Independent Directors				
	Fee for attending board committee meetings	NIL	NIL	NIL	NIL
	Commission	NIL	NIL	NIL	NIL
	Others, please specify	NIL	NIL	NIL	NIL
	Total (1)	NIL	NIL	NIL	NIL
	4. Other Non-Executive Directors	NIL	NIL	NIL	NIL
	Fee for attending board committee meetings	NIL	NIL	NIL	NIL
	Commission	NIL	NIL	NIL	NIL
	Others, please specify- Remuneration	NIL	NIL	NIL	NIL
	Total (2)	NIL	NIL	NIL	NIL
	Total (B)=(1+2)	NIL	NIL	NIL	NIL
	Total Managerial Remuneration	NIL	NIL	NIL	NIL
	Overall Ceiling as per the Act				N.A.

C. REMUNERATION TO KEY MANAGERIAL PERSONNEL OTHER THAN MD/ MANAGER/ WTD

S. N	Particulars of Remuneration	Key Managerial Personnel			Total
1.	Gross salary	NIL	NIL	NIL	NIL
	(a) Salary as per provisions contained in section 17(1) of the Income-tax Act, 1961	NIL	NIL	NIL	NIL
	(b) Value of perquisites u/s 17(2) Income-tax Act, 1961	NIL	NIL	NIL	NIL
	(c) Profits in lieu of salary under	NIL	NIL	NIL	NIL

	section 17(3) Income-tax Act, 1961				
2.	Stock Option	NIL	NIL	NIL	NIL
3.	Sweat Equity	NIL	NIL	NIL	NIL
4.	Commission	NIL	NIL	NIL	NIL
	- as % of profit	NIL	NIL	NIL	NIL
	- Others, specify...	NIL	NIL	NIL	NIL
5.	Others, please specify	NIL	NIL	NIL	NIL
	Total	NIL	NIL	NIL	NIL

VII. PENALTIES / PUNISHMENT/ COMPOUNDING OF OFFENCES:

Type	Section of the Companies Act	Brief Description	Details of Penalty / Punishment/ Compounding fees imposed	Authority [RD / NCLT/ COURT]	Appeal made, if any (give Details)
Penalty	NIL	NIL	NIL	NIL	NIL
Punishment	NIL	NIL	NIL	NIL	NIL
Compounding	NIL	NIL	NIL	NIL	NIL

C. OTHER OFFICERS IN DEFAULT

Penalty	NIL	NIL	NIL	NIL	NIL
Punishment	NIL	NIL	NIL	NIL	NIL
Compounding	NIL	NIL	NIL	NIL	NIL

For NandiniTexcom (India) Limited

Ashok Tekari.

Director

PARTNERS:
M. M. Modani, FCA
Neha Malpani, FCA
Abhishek Bhutra, ACA

Rajesh Shah, FCA
Rohit Vijayvargia, FCA
Ajita Jadon, FCA
Preeti Ajmera, ACA


R M R & Co
Formerly Known as M R & Co.
CHARTERED ACCOUNTANTS

INDEPEDENT AUDITORS REPORT

To, The Members of NANDINI TEXCOM (INDIA) LIMITED

Report on the Financial Statements

We have audited the financial statements of NANDINI TEXCOM (INDIA) LIMITED which comprise the Balance Sheet as at 31st March, 2015, the Statement of Profit and loss account and Cash Flow Statement for the year ended and a summary of significant accounting policy and other explanatory information.

Management's Responsibility for the Financial Statements


The Company's Board of Directors is responsible for the matters stated in Section 134(5) of the Companies Act, 2013 ("the Act") with respect to the preparation and presentation of the financial statements that give a true and fair view of the financial position, financial performance and cash flows of the Company in accordance with the accounting principles generally accepted in India, including the Accounting Standards specified under Section 133 of the Act, read with Rule 7 of the Companies (Accounts) Rules, 2014. This responsibility also includes maintenance of adequate accounting records in accordance with the provisions of the Act for safeguarding the assets of the Company and for preventing and detecting frauds and other irregularities; selection and application of appropriate accounting policies; making judgments and estimates that are reasonable and prudent; and design, implementation and maintenance of adequate internal financial controls, that were operating effectively for ensuring the accuracy and completeness of the accounting records, relevant to the preparation and presentation of the financial statements that give a true and fair view and are free from material misstatement, whether due to fraud or error.

Auditor's Responsibility

Our responsibility is to express an opinion on these financial statements based on our audit. We have taken into account the provisions of the Act, the accounting and auditing standards and matters which are required to be included in the audit report under the provisions of the Act and the Rules made thereunder. We conducted our audit in accordance with the Standards on Auditing specified under Section 143(10) of the Act. Those Standards require that we comply with ethical requirements and plan and perform the audit to obtain reasonable assurance about whether the financial statements are free from material misstatement.

An audit involves performing procedures to obtain audit evidence about the amounts and disclosures in the financial statements. The procedures selected depend on the auditor's judgment, including the assessment of the risks of material misstatement of the financial statements, whether due to fraud or error. In making those risk assessments, the auditor considers internal control relevant to the Company's preparation and fair presentation of the financial statements that give a true and fair view in order to design audit procedures that are appropriate in the circumstances. An audit also includes evaluating the appropriateness of accounting policies used and the reasonableness of the accounting estimates made by management, as well as evaluating the overall presentation of the financial statements.

We believe that the audit evidence we have obtained is sufficient and appropriate to provide a basis for our audit opinion.



INDEPEDENT AUDITORS REPORT

Opinion

In our opinion and to the best of our information and according to the explanations given to us, the financial statements give the information required by the Act in the manner so required and give a true and fair view in conformity with the accounting principles generally accepted in India:


- (a) in the case of the Balance Sheet, of the state of affairs of the Company as at 31st March, 2015.
- (b) in the case of the Statement of Profit and Loss Account, of the profit for the period 31st March, 2015 on that date; and
- (c) in the case of the Cash Flow Statement, of the cash flows for the year ended on that date.

Report on Other Legal and Regulatory Requirements

As required by the Companies (Auditor's Report) Order, 2015 ("the Order") issued by the Central Government of India in terms of sub-section (11) of section 143 of the Act, we give in the Annexure statement on the matters specified in paragraphs 3 and 4 of the order, to the extent applicable.

As required by section 143(3) of the Act, we further report that:

- (i) we have obtained all the information and explanations, which to the best of our knowledge and belief were necessary for the purposes of our audit;
- (ii) in our opinion, proper books of account as required by law have been kept by the Company so far as appears from our examination of such books;
- (iii) the Balance Sheet, Statement of Profit and Loss, and Cash Flow Statement dealt with by this Report are in agreement with the books of account.
- (iv) in our opinion, the Balance Sheet and Profit and Loss Account dealt with by this report comply with the Accounting Standards specified under section 133 of the Act, read with Rule 7 of the Companies (Accounts) Rules, 2014.
- (v) on the basis of the written representations received from the directors as on 31st March, 2015, and taken on record by the Board of Directors, we report that none of the directors is disqualified as on 31st March, 2015 from being appointed as a director in terms of Section 164(2) of the Act.
- (vi) In our opinion and to the best of our information and according to the explanations given to us, we report as under with respect to other matters to be included in the Auditor's Report in accordance with Rule 11 of the Companies (Audit and Auditors) Rules, 2014.
 - (a) The Company does not have any pending litigations which would impact its financial position.





INDEPEDENT AUDITORS REPORT

- (b) The Company did not have any long-term contracts including derivative contracts for which there were any material foreseeable losses.
- (c) There were no amounts which were required to be transferred to the Investor Education and Protection Fund by the Company

Place : Surat
Date : 8th August, 2015

As per our Report of even date
For R M R & CO.
Chartered Accountants
ICAI Reg.No.106467W




CA M. M. Modani
Partner
Membership No. 043384

INDEPEDENT AUDITORS REPORT

ANNEXURE STATEMENT REFFERED TO IN PARAGRAPH 1 OF EVEN DATE UNDER THE HEADING "REPORT ON THEIR LEGAL AND REGULATIRY REQUIREMENT" OF OUR REPORT TO THE MEMBERS OF NANDINI TEXCOM (INDIA) LIMITED FOR THE YEAR ENDED ON 31st March, 2015.

(i) In respect of fixed assets:

- a) Company is maintaining proper record showing full particulars ,including quantitative details and situation of fixed assets.
- b) The fixed assets of the company have been physically verified by the management at the end of the year and we are informed that no discrepancies between book records and the physical inventory have been noticed.
- c) In our opinion and according to the information and explanations given to us, the Company has not made any disposals during the year.

(ii) In respect of inventories:

- a) Physical verification was conducted by the management at reasonable intervals during the year in respect of goods traded. In our opinion, the frequency of verification is reasonable. But stock records were not produced before us for our verification.
- b) In our opinion and according to the information and explanation given to us, the procedures of physical verification of stock taken by the management are reasonable and adequate in relation to the size of the company and nature of it's business.
- c) The comapany has maintained proper records of inventory. According to the information and explanations given to us and on the basis of our verification of the records produced before us, there were no discrepencies noticed on verification of stock as compared to book records.

(iii) The company has not granted any secured or unsecured loan to the companies and firms listed in the register maintained under section 189 of the Companies act, 2013.

(iv) In our opinion and according to the information and explanations given to us, there is an adequate internal control system commensurate with the size of the Company and the nature of its business with regard to purchase of fixed assets and sale of services. The activities of the Company do not involve purchase of inventory and the sale of goods. We have not observed any major weakness in the internal control system during the course of the audit.

(v) According to the information and on the basis of our examination of records the company has not accepted any deposit from the public. No order has been passed by the company law board or the national company law tribunal or the Reserve Bank of India or any other tribunal.

(vi) According to the information and explanations given to us by the company, the maintenance of cost records has not been prescribed by the Central Government under Section 148 (1) of the companies Act, 2013, for the products/services manufactured/ provided by the company.



INDEPEDENT AUDITORS REPORT


- (vii) a) According to the information and explanations given to us and on the basis of our examination of the records of the Company, amounts deducted/ accrued in the books of account in respect of undisputed statutory dues including provident fund, income tax, sales tax, wealth tax, service tax, duty of customs, value added tax, cess and other material statutory dues have been regularly deposited during the year by the Company with the appropriate authorities.
- b) According to the information and explanations given to us, there are no material dues of wealth tax, duty of customs and cess which have not been deposited with the appropriate authorities on account of any dispute.
- c) According to the information and explanations given to us no amounts were required to be transferred to the investor education and protection fund in accordance with the relevant provisions of the Companies Act, 1956 (1 of 1956) and rules there under has been transferred to such fund within time.
- (viii) The company do not have any accumulated losses at the end of the year and has incurred cash losses in this financial year and not in the immediately preceeding financial year.
- (ix) According to the information and explanations given to us, the Company was not liable to repay any dues to any financial institution and bank, and there were no debenture holders during the year.
- (x) According to the information and explanations given to us, the Company has not given guarantee for loans taken by subsidiary during the previous year.
- (xi) To the best of our knowledge and belief and according to the information and explanations given to us, the company has not borrowed any term loan during the year.
- (xii) Based upon the audit procedures performed for the purpose of reporting the true and fair view of the financial statements and as per the information and explanations given by the management, we report that no material fraud on or by the company has been noticed or reported during the year.

As per our Report of even date

For R M R & CO.

Chartered Accountants

ICAI Reg.No.106467W



M. M. Modani

CA M. M. Modani

Partner

Membership No. 043384

Place : Surat

Date : 8th August, 2015

NANDINI TEXCOM (INDIA) LIMITED

Balance Sheet

Aa at 31st March, 2015

(All amounts are in Rupees, unless otherwise stated)

EQUITY AND LIABILITIES :	Note	31.03.2015	31.03.2014
Shareholder's funds			
Share Capital	3	5,00,01,000	5,00,01,000
Reserves and Surplus	4	56,60,349	43,03,588
Money received against share warrants		-	-
Share application money pending allotment		-	-
Non-current liabilities			
Long-term borrowings	5	36,49,000	1,07,09,000
Deferred Tax liabilities (Net)	6	75,336	1,29,790
Other Long term liabilities		-	-
Long-term Provisions		-	-
Current Liabilities			
Short term borrowings	7	4,30,02,442	1,35,40,690
Trade payables	8	35,02,625	77,23,216
Other current liabilities	9	25,60,404	23,27,869
Short term provisions	10	7,56,597	8,07,608
GRAND TOTAL		10,92,07,752	8,95,42,761
ASSETS :			
Non-current assets			
Fixed assets			
Tangible assets	11	18,33,777	24,51,404
Intangible assets		-	-
Capital work-in-progress		-	-
Intangible assets under development		-	-
Non-current investments		-	-
Deferred tax assets (net)		-	-
Long-term loans and advances	12	11,44,910	28,87,236
Other non-current assets		-	-
Current assets			
Current investments		-	-
Inventories	13	1,78,96,484	55,52,648
Trade receivables	14	7,37,01,585	5,68,35,399
Cash and Cash equivalents	15	1,49,334	1,36,420
Short-term loans and advances	16	1,44,81,662	2,16,79,654
Other current assets		-	-
GRAND TOTAL		10,92,07,752	8,95,42,761

Summary of significant accounting policies

2

The accompanying notes 1 to 23 are integral part of financial statements

As per our Report of even date Annexed


For and on behalf of the Board of Directors

For R M R & CO.

NANDINI TEXCOM (INDIA) LIMITED

Chartered Accountants

ICAI Reg.No.106467W



CA M. M. Modani
Partner

Membership No. 043384

Place : Surat

Date : 8th August, 2015

Ashok Kumar Tekriwal
Director

Punam Tekriwal
Poonamdevi Tekriwal
Director

NANDINI TEXCOM (INDIA) LIMITED

Statement of Profit And Loss

For the year ended 31st March, 2015

(All amounts are in Rupees, unless otherwise stated)

Income :	Note	31.03.2015	31.03.2014
Revenue from operations	17	68,43,44,578	73,80,23,124
Other Income	18	21,52,744	21,11,505
Total Revenue		68,64,97,322	74,01,34,629
Expenses :			
Cost of Materials Consumed		-	-
Purchases of Stock in Trade	19	67,90,10,500	68,28,77,560
Changes in inventories of finished goods, WIP and Stock-in-trade	20	(1,23,43,836)	3,46,52,867
Employee benefits expense	21	9,74,546	8,52,055
Finance Costs	22	66,58,506	55,86,024
Depreciation and amortization expense	11	4,72,201	3,22,388
Other expense	23	95,18,076	1,34,34,284
Total Expense		68,42,89,993	73,77,25,177
Profit before exceptional and extraordinary items and tax		22,07,329	24,09,452
Exceptional Items		-	-
Profit before extraordinary items and tax		22,07,329	24,09,452
Extraordinary items		-	-
Profit before tax		22,07,329	24,09,452
Tax expense:			
Current tax		7,47,097	7,47,517
Deferred tax		(54,454)	2,098
		6,92,643	7,49,615
Profit/(Loss) for the period from continuing operations		15,14,686	16,59,837
Profit/(Loss) for the period from discontinuing operations		-	-
Tax expense of discontinuing operations		-	-
Profit/(Loss) from discontinuing operations (after tax)		-	-
Profit/(Loss) for the period		15,14,686	16,59,837
Earnings per equity share:			
Basic		0.30	0.33
Diluted		NA	NA

Summary of significant accounting policies

2

The accompanying notes 1 to 23 are integral part of financial statements

As per our Report of even date Annexed
For R M R & CO.

Chartered Accountants
ICAI Reg.No.106467W

For and on behalf of the Board of Directors
NANDINI TEXCOM (INDIA) LIMITED

CA M. M. Modani
Partner

Membership No. 043384

Place : Surat

Date : 8th August, 2015



Ashok Kumar Tekriwal
Director

Punam Tekriwal
Poonamdevi Tekriwal
Director

NANDINI TEXCOM (INDIA) LIMITED

Cash Flow Statement

For the year ended 31st March, 2015

(All amounts are in Rupees, unless otherwise stated)

Cash Flows from operating activities	31.03.2015	31.03.2014
Profit/(loss) after taxes	15,14,686	16,59,837
Adjustments for:		
Depreciation	4,72,201	3,22,388
Deffered tax	(54,454)	2,098
Operating profit before working capital changes (a)	19,32,433	19,84,323
Change in current asset		
Current investments	-	-
Inventories	(1,23,43,836)	3,46,52,867
Trade receivables	(1,68,66,186)	(1,69,00,414)
Short-term loans and advances	71,97,992	(1,53,71,056)
Other current assets	-	-
	(2,20,12,030)	23,81,397
Change in Liabilities		
Short term borrowings	2,94,61,752	(2,13,05,227)
Trade payables	(42,20,591)	53,80,730
Other current liabilities	2,32,535	19,35,310
Short term provisions	(51,011)	3,73,943
	2,54,22,685	(1,36,15,244)
Change in working capital (b)	34,10,654	(1,12,33,847)
Cash generated from operations (a + b)	53,43,087	(92,49,524)
Less : Income tax paid (Net tax refund received)	-	-
Net cash provided by operating activities (A)	53,43,087	(92,49,524)
Cash flows from investing activities		
Purchase of Fixed Asset	(12,500)	(3,79,500)
Increase/ Decrease in Investment	17,42,326	2,27,569
Net cash used in investing activities (B)	17,29,826	(1,51,931)
Cash flows from financing activities		
Long-term borrowings received/(paid) during the year	(70,60,000)	94,35,277
Long-term loans and advances received/(given) during the year	-	-
Net cash used in financing activities (C)	(70,60,000)	94,35,277
Net increase/(decrease) in cash and cash equivalents (A + B + C)	12,914	33,823
Cash and cash equivalents at beginning of the year	1,36,420	1,02,597
Cash and cash equivalents at end of the year	1,49,334	1,36,420
Components of cash and cash equivalents		
Cash and Cheques on hand	1,49,334	1,36,420
Balances with Scheduled Banks in current account	-	-
Cash and cash equivalents at end of the year (Note 15)	1,49,334	1,36,420

As per our Report of even date Annexed ..

For R M R & CO.

Chartered Accountants

ICAI Reg.No.106467W

For and on behalf of the Board of Directors

NANDINI TEXCOM (INDIA) LIMITED


CA M. M. Modani

Partner

Membership No. 043384

Place : Surat

Date : 8th August, 2015



Ashok Tekriwal

Ashokkumar Tekriwal

Director

Poonam Tekriwal

Poonamdevi Tekriwal

Director

NANDINI TEXCOM (INDIA) LIMITED

Note on Financial Statements

For the year ended 31st March, 2015

(All amounts are in Rupees, unless otherwise stated)

1 General disclosures :

1.1 Corporate information

The Company is engaged in trading of yarn.

1.2 Related Parties

The list of related parties and nature of their relationship is furnished below:

Directors of the company-

Director *Ashokkumar Tekriwal*

Director *Poonamdevi Tekriwal*

Director *Birendra Agrawal*

Director *Durgaprasad Sharma*

Companies under the same management-

Bittu Synthetics Private Limited

1.3 In the opinion of the Board of Director all the current assets, loans and advances are approximately of the value stated and realizable in the ordinary course of business. The adequate provision of all known liabilities have been made. The balances of creditors, loans and advances as at 31st March 2015 are subject to confirmation.

1.4 Previous year figures have been regrouped wherever necessary. Figure are rounded off to nearest rupees.

2 Accounting Policies

2.1 Basis of Preparation of Accounts

The financial statements have been prepared under the historical cost convention, in accordance with Accounting Standards issued by the Institute of Chartered Accountants of India and the provisions of the Companies Act, 1956, as adopted consistently by the Company. All income and expenditure having a material bearing on the financial statements are recognised on accrual basis.

The preparation of financial statements is in conformity with Accounting Standards requires management to make estimates and assumptions that affect the reported amounts of assets and liabilities at the date of financial statements, and the reported amounts of revenues and expenses during the year.

2.2 Use of estimates

The preparation of the financial statements in conformity with Indian GAAP requires the Management to make estimates and assumptions considered in the reported amounts of assets and liabilities (including contingent liabilities) and the reported income and expenses during the year. The Management believes that the estimates used in preparation of the financial statements are prudent and reasonable. Future results could differ due to these estimates and the differences between the actual results and the estimates are recognised in the periods in which the results are known / materialise.

2.3 Revenue recognition

Sale of goods

Sales are recognised, net of returns and trade discounts, on transfer of significant risks and rewards of ownership to the buyer, which generally coincides with the delivery of goods to customers. Sales exclude excise duty, sales tax and value added tax.



NANDINI TEXCOM (INDIA) LIMITED

Note on Financial Statements

For the year ended 31st March, 2015

(All amounts are in Rupees, unless otherwise stated)

2.4 Inventories

Closing stock are valued at cost or realisable value whichever is lower. Cost includes purchase cost and purchase related expenses i.e. Custom duty, C & F charges, Cha service charges.

2.5 Fixed asset

Fixed assets are stated at the cost of acquisition and subsequent improvement thereto less accumulated depreciation. The cost of acquisition includes purchase price and taxes, duties, freight and other expenses incurred for bringing the fixed assets to the working condition for its intended use.

2.6 Depreciation and amortisation

Depreciation is charged on Straight Line Method in accordance with the rates specified under Schedule II to the Companies Act, 2013 on pro rata basis.

2.7 Other income

Other income is accounted on accrual basis.

2.8 Earnings per share


Basic earnings per share is computed by dividing the profit / (loss) after tax (including the post tax effect of extraordinary items, if any) by the weighted average number of equity shares outstanding during the year. Diluted earnings per share is not applicable to company.

2.9 Taxes on income

Current tax is the amount of tax payable on the taxable income for the year as determined in accordance with the provisions of the Income Tax Act, 1961.

Minimum Alternate Tax (MAT) paid in accordance with the tax laws, which gives future economic benefits in the form of adjustment to future income tax liability, is considered as an asset if there is convincing evidence that the Company will pay normal income tax. Accordingly, MAT is recognised as an asset in the Balance Sheet when it is probable that future economic benefit associated with it will flow to the Company.

Deferred tax is recognised on timing differences, being the differences between the taxable income and the accounting income that originate in one period and are capable of reversal in one or more subsequent periods. Deferred tax is measured using the tax rates and the tax laws enacted or substantially enacted as at the reporting date. Deferred tax liabilities are recognised for all timing differences. Deferred tax assets in respect of unabsorbed depreciation and carry forward of losses are recognised only if there is virtual certainty that there will be sufficient future taxable income available to realise such assets. Deferred tax assets are recognised for timing differences of other items only to the extent that reasonable certainty exists that sufficient future taxable income will be available against which these can be realised. Deferred tax assets and liabilities are offset if such items relate to taxes on income levied by the same governing tax laws and the Company has a legally enforceable right for such set off. Deferred tax assets are reviewed at each Balance Sheet date for their realisability.



NANDINI TEXCOM (INDIA) LIMITED

Note on Financial Statements

For the year ended 31st March, 2015

(All amounts are in Rupees, unless otherwise stated)

For the purpose of quantifying deferred tax amount as on Balance Sheet date deferred tax is recognised on timing differences being difference between the taxable income and accounting income that originate in one period and are capable of reversal in one or more subsequent periods.

2.10 Provisions and contingencies


A provision is recognised when the Company has a present obligation as a result of past events and it is probable that an outflow of resources will be required to settle the obligation in respect of which a reliable estimate can be made. Provisions (excluding retirement benefits) are not discounted to their present value and are determined based on the best estimate required to settle the obligation at the Balance Sheet date. These are reviewed at each Balance Sheet date and adjusted to reflect the current best estimates. The recovery outstanding litigating fees of Rs. 2,64,137/- is outstanding as at 31st March, 2015. The matter is pending with Ahmedabad Stock Exchange Limited.

2.11 Cash flow statement

Cash flows are reported using the indirect method, whereby profit / (loss) before extraordinary items and tax is adjusted for the effects of transactions of non-cash nature and any deferrals or accruals of past or future cash receipts or payments. The cash flows from operating, investing and financing activities of the Company are segregated based on the available information.

2.12 Cash and cash equivalents (for purposes of Cash Flow Statement)

Cash comprises cash on hand and demand deposits with banks. Cash equivalents are short-term balances (with an original maturity of three months or less from the date of acquisition), highly liquid investments that are readily convertible into known amounts of cash and which are subject to insignificant risk of changes in value.



NANDINI TEXCOM (INDIA) LIMITED

Note on Financial Statements

For the year ended 31st March, 2015

(All amounts are in Rupees, unless otherwise stated)

3 Share Capital	31.03.2015	31.03.2014
Authorised Share Capital		
55,00,000 equity shares of Rs 10/- each (Previous year 55,00,000 equity shares of Rs 10/- each)	5,50,00,000	5,50,00,000
Issued, Subscribed & Paid-up Capital		
50,00,100 equity shares of Rs 10/each, fully paid up (Previous year 50,00,100 equity shares of Rs 10/- each)	5,00,01,000	5,00,01,000
	5,00,01,000	5,00,01,000

* Disclosure pursuant to Note 6(A)(g) of Part I of Schedule VI to the Companies Act, 1956 (if more than 5%)

There is no single share holder holding share of company more than 5%.

4 Reserves and Surplus	31.03.2015	31.03.2014
a. Profit and Loss Account		
Opening Balance as on 01.04.2014	41,77,584	25,17,747
Add: Profit/(Loss) during the year	15,14,686	16,59,837
	56,92,270	41,77,584
b. Shree Ganeshji Maharaj	5	4
c. Special Reserve fund	1,26,000	1,26,000
d. Capital Retention Reserve	(1,57,926)	-
	(a+b+c)	
	56,60,349	43,03,588


5 Long-term borrowings	Secured		Unsecured	
	31.03.2015	31.03.2014	31.03.2015	31.03.2014
1 From banks:				
ICICI Bank	-	-	-	-
2 From related parties:				
From Directors and Relatives	-	-	36,49,000	1,07,09,000
From Corporate bodies	-	-	-	-
Total	-	-	36,49,000	1,07,09,000

Note on Long term borrowing :

1 Car Loan From ICICI Bank is secured by hypothecation of car.

6 Deferred Tax as per AS 22

Particulars	Current year as on 31.03.2015		
	Amount	Rate of Tax	Net effect
A) Deferred Tax Liability :			
Depreciation Difference	(1,76,226)	0.31	(54,454)
Others			
B) Deferred Tax Asset :			
			-
Net Deffered Tax Liability/(Asset)		(A-B)	(54,454)
Opening balance of Deffered Tax Liability/(Asset)			1,29,790
Add : Net Deffered Tax Liability/(Asset) for the year			(54,454)
Balance carry forward to balance sheet			75,336



NANDINI TEXCOM (INDIA) LIMITED

Note on Financial Statements

For the year ended 31st March, 2015

(All amounts are in Rupees, unless otherwise stated)

7 Short term borrowings

Particulars	Secured		Unsecured	
	31.03.2015	31.03.2014	31.03.2015	31.03.2014
1 Loans repayable on demand				
From banks :				
ING VYSYA Cash Credit Facility	4,30,02,442	1,35,40,690	-	-
Total	4,30,02,442	1,35,40,690	-	-

Note on Short term borrowing :

- 1 Cash credit facility from ING VYSYA BANK LTD is secured againsts Stock in trade and Books debts of the company. Collateral security and guaranty is given by directors of the company.
- 2 General Note on above Short-term borrowings
There is no continuing default as on the balance sheet date in repayment of loans and interest

8 Trade payables	31.03.2015	31.03.2014
a. Creditors for goods	13,54,548	74,24,751
b. Creditors for expenses	21,48,077	2,98,465
	35,02,625	77,23,216

9 Other Current Liabilities	31.03.2015	31.03.2014
a. Current liability	25,60,404	23,27,869
	25,60,404	23,27,869


10 Short term provisions	31.03.2015	31.03.2014
a. For Expenses	9,500	60,091
b. Income tax	7,47,097	7,47,517
	7,56,597	8,07,608

12 Long-term loans and advances	31.03.2015	31.03.2014
<i>Unsecured, considered good</i>		
a. Capital Advances;	-	-
b. Security Deposits;	-	13,70,209
c. Loans and advances to related parties	-	3,72,117
d. Other loans and advances (specify nature).	11,44,910	11,44,910
	11,44,910	28,87,236
<i>Less: Provision for doubtful advances</i>		
	11,44,910	28,87,236

Note : 1 Discloser in respect of related parties for above piont ©.

Particulars	31.03.2015	31.03.2014
Directors *	-	-
Other officers of the Company *	-	-
Firm in which director is a partner *	-	-
Private Company in which director is a member	-	3,72,117
Total	-	3,72,117

* Either severally or jointly



NANDINI TEXCOM (INDIA) LIMITED

Note on Financial Statements

For the year ended 31st March, 2015

(All amounts are in Rupees, unless otherwise stated)


13 Inventories (Certified by the management)

Particulars	31.03.2015		31.03.2014	
	Qty (Kg)	Amount	Qty (Kg)	Amount
a. Stock in trade Yarn	45,816	1,78,96,484	15,995	55,52,648
	45,816	1,78,96,484	15,995	55,52,648

14 Trade Receivables	31.03.2015	31.03.2014
(a) Outstanding for a period less than six months date they are due for payment	7,37,01,585	5,68,35,399
(b) Outstanding for a period exceeding six months from the date they are due for payment <i>Unsecured, considered good</i>	-	-
	7,37,01,585	5,68,35,399
Less: Provision for doubtful debts	-	-
	7,37,01,585	5,68,35,399

15 Cash and cash equivalents	31.03.2015	31.03.2014
a. Balances with banks;	-	-
b. Cheques, drafts on hand;	-	-
c. Cash on hand;	1,49,334	1,36,420
d. Others (specify nature).	-	-
	1,49,334	1,36,420

16 Short-term loans and advances	31.03.2015	31.03.2014
<i>Unsecured, considered good</i>		
a. Advance to related parties	-	-
b. Balance with Tax Authority	1,44,49,668	2,16,70,478
c. Prepaid expenses	31,994	9,176
d. Advance to Staff	-	-
	1,44,81,662	2,16,79,654
Less: Provision for doubtful debts	-	-
	1,44,81,662	2,16,79,654



NANDINI TEXCOM (INDIA) LIMITED

Note on Financial Statements

For the year ended 31st March, 2015

(All amounts are in Rupees, unless otherwise stated)

17 Revenue from Operations

Sale of Products (excluding excise duty)

Particulars	31.03.2015		31.03.2014	
	Qty (In Kg)	Amount	Qty (In Kg)	Amount
Yarn	17,67,798	68,43,44,578	18,53,832	73,80,23,124
Total	17,67,798	68,43,44,578	18,53,832	73,80,23,124

18 Other Income

	31.03.2015	31.03.2014
Interest income	4,61,022	11,09,462
High Seas Sales Commission	-	67,911
Claim Received	4,04,389	-
Vatav, claim & Rate difference received	12,87,333	9,34,132
	21,52,744	21,11,505

19 Purchases of Stock in Trade

Particulars	31.03.2015		31.03.2014	
	Qty (In Kg)	Amount	Qty (In Kg)	Amount
Purchase during year				
Yarn	17,97,619	56,44,63,939	17,61,311	57,29,34,073
Direct expenses				
Custom Duty	-	10,65,95,758	-	9,86,91,032
Clearing & Forwarding Exp.	-	67,66,005	-	63,09,294
CHA Charges	-	11,84,798	-	10,86,440
Sea & Cargo Freight	-	-	-	-
Anti Dumping Duty	-	-	-	38,56,721
Total cost	17,97,619	67,90,10,500	17,61,311	68,28,77,560

Discloser in respect of Foreign Exchange Transaction for above point.

Particulars	Amount in Rs.	Amount in \$
a. Value of Import of Goods/service for the current year	52,36,09,723	86,48,248

20 Changes in inventories of finished goods, work in progress and Stock-in-trade


Particulars	31.03.2015		31.03.2014	
	Qty (In Kg)	Amount	Qty (In Kg)	Amount
(A) Opening Stock				
Yarn	15,995	55,52,648	1,08,516	4,02,05,515
Total	15,995	55,52,648	1,08,516	4,02,05,515
(B) Closing Stock				
Yarn	45,816	1,78,96,484	15,995	55,52,648
Total	45,816	1,78,96,484	15,995	55,52,648
A-B		(1,23,43,836)		3,46,52,867

21 Employee benefits expense

	31.03.2015	31.03.2014
Salaries	9,74,546	8,52,055
	9,74,546	8,52,055

22 Finance Costs

	31.03.2015	31.03.2014
Bank Charges & Processing Charge	6,85,210	8,69,510
Interest Paid	59,73,295	47,16,514
	66,58,506	55,86,024



NANDINI TEXCOM (INDIA) LIMITED

Note on Financial Statements

For the year ended 31st March, 2015

(All amounts are in Rupees, unless otherwise stated)

23 Other expenses	31.03.2015	31.03.2014
Administrative Expenses		
Auditor Remuneration	44,944	50,591
Directors Remuneration	37,20,000	29,05,000
Brokrage	9,58,995	59,02,599
Insurance	71,590	67,062
Interest on TDS	5,388	2,402
Interest on Income Tax	5,985	14,089
Legal & Professional charges	81,700	1,29,398
Miscellaneous expenses	4,45,846	4,31,551
Office Expenses †	3,27,695	2,30,708
Postage Expense	23,540	24,382
Rates and taxes, excluding tax on income	32,381	44,085
Travelling expenses	2,32,846	86,844
Selling Expenses		
Sales Promotion Expenses	52,066	-
Cartage Expenses	10,81,964	11,56,572
Freight	24,33,136	23,89,000
	95,18,076	1,34,34,284

General Note on above

a. Auditor Remuneration :

Particulars	31.03.2015	31.03.2014
For Audit Fees		22,472
For Taxation matters	44,944	22,472
For Other services		5,647
Total	44,944	50,591

b. Director Remuneration :


The Remuneration paid / payable U/S 198 of the Companies Act for the year ended 31/03/2014


Name of directors	Basic pay	Sitting fees	Total
Ashok Tekriwal	24,00,000	-	24,00,000
Poonamdevi Tekriwal	13,20,000	-	13,20,000
Total	37,20,000	-	37,20,000


As per our Report of even date Annexed
For R M R & CO.

Chartered Accountants
ICAI Reg.No.106467W

For and on behalf of the Board of Directors
NANDINI TEXCOM (INDIA) LIMITED


CA M. M. Modani
Partner
Membership No. 043384
Place : Surat
Date : 8th August, 2015




Ashok Kumar Tekriwal
Director


Poonam Tekriwal
Director

NANDINI TEXCOM (INDIA) LIMITED


Note on Financial Statements

For the year ended 31st March, 2015

(All amounts are in Rupees, unless otherwise stated)

NOTES ON ACCOUNTS :- 11
FIXED ASSET

Sr. N o.	Particulars	Dep. Rate in %	Gross Block			Depreciation Block			Net Block			
			Cost as on 01.04.2014	Additions During the year	Deletions during the year	Total as on 31.03.2015	Upto 01.04.2014	Additions During the year	Deletions during the year	Residual Value Adjustmen t	Total as on 31.03.2015	WDV as on 31.03.2015
(I)	Tangible assets											
	Vehicles											
	Car - Audi	12.51%	3,45,000	-	-	3,45,000	13,918	41,418	-	55,336	2,89,664	3,31,082
	Car - Hyundai	21.35%	29,19,507	-	-	29,19,507	10,19,748	4,05,599	-	14,25,347	14,94,160	18,99,759
	Office equipment											
	Air Condition 1	0.00%	2,52,726	-	-	2,52,726	93,344	-	1,40,746	2,40,090	12,636	1,53,382
	Air Condition 2	66.47%	20,399	-	-	20,399	3,478	11,247	-	14,725	5,674	16,921
	Mobile											
	Computers											
	Computer 1	16.21%	36,999	-	-	36,999	24,007	-	11,142	35,149	1,850	12,992
	Computer 2	16.21%	5,055	-	-	5,055	4,043	-	759	4,802	253	1,012
	Computer 3	16.21%	36,791	-	-	36,791	29,672	-	5,279	34,951	1,840	7,119
	Computer 4	16.21%	34,500	-	-	34,500	5,363	13,429	-	18,792	15,708	29,137
	Total		36,50,977	12,500	-	36,63,477	11,99,573	4,72,201	1,57,926	18,29,700	18,33,777	24,51,404
(II)	Intangible assets											
(III)	Capital work-in-progress											
(IV)	Intangible assets under development											
	Total current Year (I+II+III+IV)		36,50,977	12,500	-	36,63,477	11,99,573	4,72,201	1,57,926	18,29,700	18,33,777	24,51,404
	Total Previous Year		32,71,477	3,79,500	-	36,50,977	8,77,185	3,22,388	1,57,926	24,99,573	24,51,404	23,94,292



NANDINI TEXCOM (INDIA) LIMITED

SCHEDULE ANNEXED TO AND FORMING PART OF THE BALANCE SHEET AS ON 31st March, 2015 AND
PROFIT AND LOSS A/C. FOR THE YEAR ENDING ON 31st March, 2015.

BALANCE SHEET ABSTRACT AND COMPANY'S GENERAL BUSINESS PROFILE

I REGISTRATION DETAILS

Registration No. : U65910GJ1994PLC021165

State Code:

4

Balance Sheet dated 31st March, 2015

II CAPITAL RAISED

Public Issue

Rights Issue

Bonus Issue

Private Placement

III POSITION OF MOBILISATION AND DEPLOYMENT OF FUNDS

Total Liabilities

Total Assets

EQUITY AND LIABILITIES

Shareholder's funds

Share application money

Non-current liabilities

Current Liabilities

Deffered Tax Liability

ASSETS

Non-current assets

Current assets

IV PERFORMANCE OF COMPANY

Total Income

Total Expenditure

Profit/(Loss) Before Tax

Profit/(Loss) After Tax

Earnings Per Share in Rs.

Dividend Rate %

V GENERIC NAMES OF PRINCIPAL PRODUCTS/ SERVICES OF THE COMPANY

Item Code No.

Product Description

Trading of Yarn

As per our Report of even date Annexed

For and on behalf of the Board of Directors


For R M R & CO.

NANDINI TEXCOM (INDIA) LIMITED

Chartered Accountants

ICAI Reg.No.106467W

M. M. Modani



Ashok Tekriwal

Punam Tekriwal

CA M. M. Modani

Partner

Membership No. 043384

Place : Surat

Date : 8th August, 2015

Ashokkumar Tekriwal

Director

Poonamdevi Tekriwal

Director